

# FLUE GAS THERMOSTAT SERIES CTF150



ESBE series CTF150 flue gas thermostat is intended for on/off control of circulation pumps and load units.

### OPERATION

ESBE series CTF150 is a flue gas thermostat, consisting of a temperature probe connected to a switch unit. The switch unit can be used to control the electricity supply to a circulation pump or load unit with an integrated circulation pump.

### FUNCTION

The thermostat switch can easily be set to any target temperature between 20°C and 240°C by turning the setting knob. If needed, the temperature range can be limited by changing the position of pegs inside the housing of the switch unit.

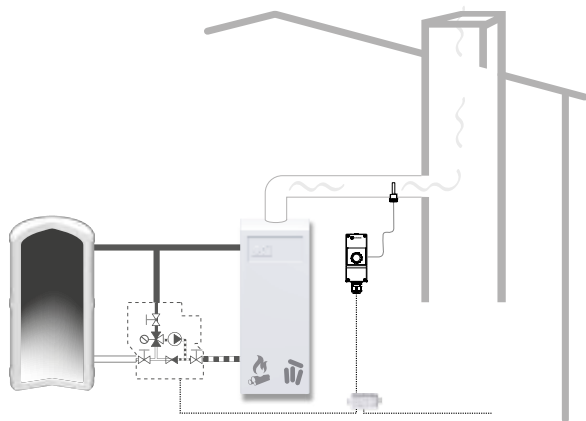
### MOUNTING

The temperature probe can be mounted either directly on the outside of the flue gas pipe, or inside the pipe using the immersion pocket series CTF851. The switch unit is prepared for easy wall mounting. The temperature probe is connected to the switch unit by a 1500 mm line.

### OPTIONAL EQUIPMENT

Immersion pocket CTF851 \_\_\_\_\_ Art. No. 56020200

### INSTALLATION EXAMPLE



### FLUE GAS THERMOSTAT CTF150 DESIGNED FOR

- Heating

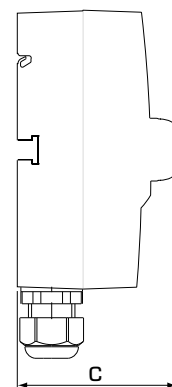
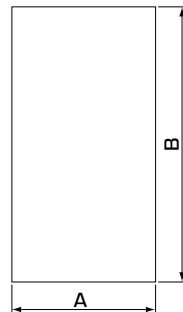
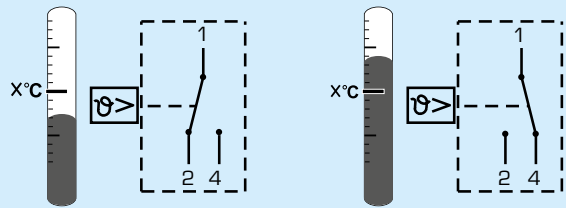
#### TECHNICAL DATA

Ambient temperature - storage: \_\_\_\_\_ -30°C to +50°C  
 - use: \_\_\_\_\_ 0°C to +50°C  
 Enclosure rating: \_\_\_\_\_ IP54 (EN 60529)  
 Contact rating - N/C contact: \_\_\_\_\_ max. 16(2.5)A, 230 VAC  
 - N/O contact: \_\_\_\_\_ max. 6.3(2.5)A 230VAC  
 \_\_\_\_\_ min: 24V AC/DC, 100mA  
 Hysteresis: \_\_\_\_\_ 7% of the scale range  
 Temperature probe: \_\_\_\_\_ Ø6 mm x 96 mm  
 line: \_\_\_\_\_ Ø1.5 mm x 1500 mm  
 Immersion pocket: \_\_\_\_\_ Ø8 mm x 0.75 mm, length 100 mm  
 Weight: \_\_\_\_\_ 0.2 kg

Material  
 Case lid: \_\_\_\_\_ Plastic ABS  
 Housing: \_\_\_\_\_ Plastic PA (inforced)  
 Temperature probe: \_\_\_\_\_ Stainless steel (CrNi, 1.4301)  
 insulation: \_\_\_\_\_ Plastic PVC hose  
 Immersion pocket: \_\_\_\_\_ Stainless steel (CrNi, 1.4571)

CE EN 14597  
 LVD 2014/35/EU  
 EMC 2014/30/EU

#### WIRING



### SERIES CTF151

Art. No.	Reference	Switch temp. range	Max. temp. probe	Dimension			Note	Weight [kg]
				A	B	C		
56020100	CTF151	20-240°C	500°C	53	120	70		0.2