

THERMOSTATIC MIXING VALVE SERIES VTA310

The ESBE thermostatic mixing valves series VTA310 is primarily designed for domestic hot water regulation at heaters without any requirement for a scald safe function.



VTA310
External thread

Compression fitting

OPERATION

The series VTA310 is designed for temperature control in domestic hot water installations without any requirements for a scald safe function. This series of valves is not suitable for domestic hot water installations equipped with HWC.

FUNCTION

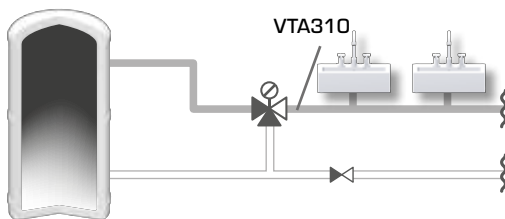
Asymmetrical flow pattern.

VERSIONS

Supplied with a knob unless otherwise stated.

INSTALLATION EXAMPLES

See the catalogue section "How to choose the correct installation/ position" for further information and connection examples.



VALVES ARE DESIGNED FOR

Series	Temperature range		Application
	30 - 70°C	35 - 60°C	
VTA310	●	●	Potable water, in line
VTA310			Potable water, point of use
VTA310			Solar heating
VTA310			Cooling
VTA310			Floor heating
VTA310			Radiator heating

● recommended ○ secondary alternative

TECHNICAL DATA

Pressure class: _____ PN 10
 Differential pressure: _____ Mixing, max. 0,3 MPa (3 bar)
 Media temperature: _____ max. 95°C
 Temperature stability: _____ ±2°C*
 Connection: _____ External thread (G), ISO 228/1
 _____ Compression fitting (CPF), EN 1254-2

* Valid at unchanged hot/cold water pressure, minimum flow rate 4 l/min.
 Minimum temperature difference between hot water inlet and mixed water outlet 10°C.

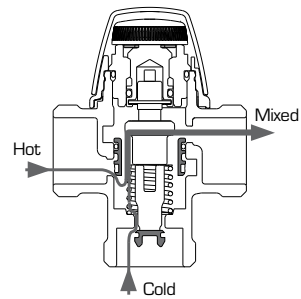
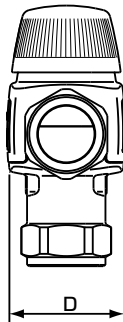
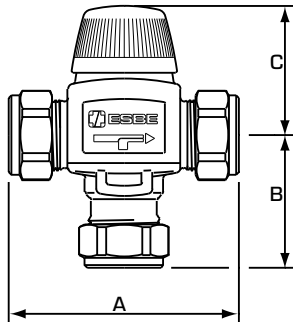
Material
 Valve housing and other metal parts with fluid contact:
 _____ Dezincification resistant brass, DZR

PED 2014/68/EU, article 4.3

Pressure Equipment in conformity with PED 2014/68/EU, article 4.3 (sound engineering practice). According to the directive the equipment shall not carry any CE-mark.

THERMOSTATIC MIXING VALVE

SERIES VTA310



VTA310

➤ SERIES VTA312, EXTERNAL THREAD

Art. No.	Reference	Temp. range	Kvs*	Connection	Dimension				Note	Weight [kg]
					A	B	C	D		
31050200	VTA312	35 - 60°C	1,2	G 1/2"	70	42	52	46		0,41

➤ SERIES VTA313, COMPRESSION FITTING

Art. No.	Reference	Temp. range	Kvs*	Connection	Dimension				Note	Weight [kg]
					A	B	C	D		
31050100	VTA313	35 - 60°C	1,2	CPF 15 mm	86	50	52	46	1)	0,49
31050400			1,5	CPF 22 mm					1)	0,57
31050500	VTA313	30 - 70°C	1,5	CPF 22 mm	86	50	52	46	1)	0,62

* Kvs-value in m³/h at a pressure drop of 1 bar: CPF = compression fitting
 Note 1) A non-return valve for the cold water is included.

THERMOSTATIC MIXING VALVE

SERIES VTA310

CAPACITY DIAGRAM

