

EPV-STV (Screwed)

Double Regulating Valve (Balancing Valve) BSPP Thread 10mm to 50mm

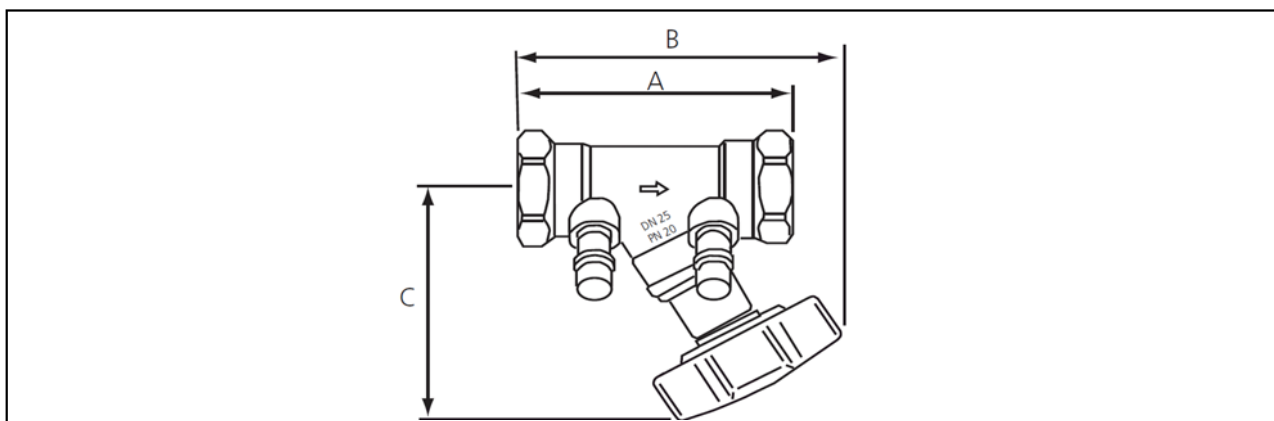
Features and Specification:

- Max working temperature: 120°C Min: -20°C
- Pressure class: DN15-50 PN16
- The measuring stations are used when measuring flow in heating, cooling and water supply system.
- The flow can be easily be measured after installation.
- Self-sealing measuring points.



Technical Data	
Dimensions	10mm-50mm
Pressure Rating	PN20
Material	Dezincification resistance brass, EPDM gaskets

Dimension					
Model	Size	A	B	C	Weight (Kg)
STV10	10mm	80	108	95	0.45
STV15	15mm	86	111	95	0.53
STV20	20mm	90	114	95	0.58
STV25	25mm	102	120	96	0.77
STV32	32mm	120	126	96	1.20
STV40	40mm	132	138	108	1.50
STV50	50mm	154	148	111	2.30



Please note: All information is sourced from manufacturer's data and is intended for guidance only — Essco Process Valves can accept no liability for changes, omissions or errors.

www.escogroup.co.uk - To order, call us on 01489 779 060 or email us on epvsales@escogroup.co.uk

EPV-STV (Screwed)

Double Regulating Valve (Balancing Valve) 10mm to 50mm

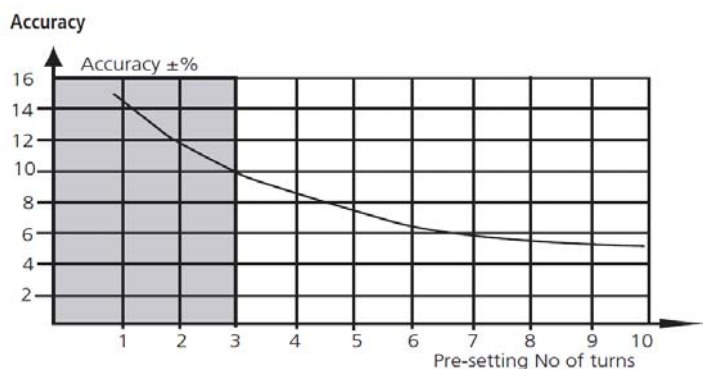
Pre-setting:

By means of the wheel, the valve is set at the desired flow or Kv-value according to the diagram, for diagram see below. To lock the value/ Kv-value you will need to screw down the inner spindle to its end position with a 3mm Allen key. After locking, the valve can still be closed but cannot be opened higher than the set position.

Kv - Value										
Model	1	2	3	4	5	6	7	8	9	10
STV10	0.11	0.18	0.27	0.41	0.65	1.02	1.78	2.30	2.60	2.80
STV15	0.18	0.32	0.45	0.62	0.86	1.17	1.62	2.55	3.15	3.55
STV20	0.34	0.60	0.83	1.13	1.55	2.10	2.90	3.85	4.50	5.10
STV25	0.48	0.77	1.03	1.50	2.30	3.60	5.00	6.50	7.90	8.80
STV32	0.79	1.32	1.80	2.70	4.10	5.90	7.80	9.70	11.50	13.10
STV40	1.2	2.05	2.80	4.10	6.20	8.90	12.00	14.70	17.10	19.50
STV50	2.00	3.60	5.20	7.60	11.90	16.70	21.20	25.00	28.60	31.50

Flow measuring:

The measuring instrument is connected to the measuring socket of the valve. The instrument is pre-programmed with the characteristics of all our adjustment valves and proving rings. The flow can read from the pressure drop diagram, accuracy is greatest when the valve is fully open. It is better to choose a valve that has a pre-set value above three turns.




Please note: All information is sourced from manufacturer's data and is intended for guidance only — Essco Process Valves can accept no liability for changes, omissions or errors.

www.escogroup.co.uk - To order, call us on 01489 779 060 or email us on epvsales@escogroup.co.uk

EPV-STV (Screwed)

Double Regulating Valve (Balancing Valve) 10mm to 50mm

Setting number of turns diagram:



Please note: All information is sourced from manufacturer’s data and is intended for guidance only — Essco Process Valves can accept no liability for changes, omissions or errors.

www.escogroup.co.uk - To order, call us on 01489 779 060 or email us on epvsales@escogroup.co.uk