

# TACOSSETTER INLINE 100

## BALANCING VALVE



### ADVANTAGES

- Accurate and fast adjustment with scale and without the aid of diagrams, tables or measurement devices
- Direct reading of the set volume flow in l/min
- Variable installation position, maintenance-free
- Regulating valve adjustable to 0 flow (rest leakage possible)
- Additional types are also available as make resistant to dezincification

Direct regulation and indication of flows in systems.

### DESCRIPTION

Direct hydraulic balancing and control of flows to consumers or in a sub-system.

Balancing valves offer a quick, easy and accurate method of adjusting the flow rates through heating, ventilation, air conditioning and cooling systems.

Correct balancing of hydraulic circuits ensures optimum energy distribution, resulting in more efficient and economical operation in accordance with the energy saving regulations provided for by legislation.

With TacoSetter Inline 100 balancing valves, any qualified fitter can set the appropriate flow rate using the unique flow measurement device,

avoiding investments in training and costly measuring devices.

### INSTALLATION POSITION

The valve can be installed in a horizontal, vertical or inclined position. Care should be taken that the arrow is pointing in the direction of the flow.

### OPERATION

The flow measurement is based on the principle of a baffle float with return spring. The flowmeter is built into the housing.

The balancing can be carried out with a screwdriver at the adjusting screw.

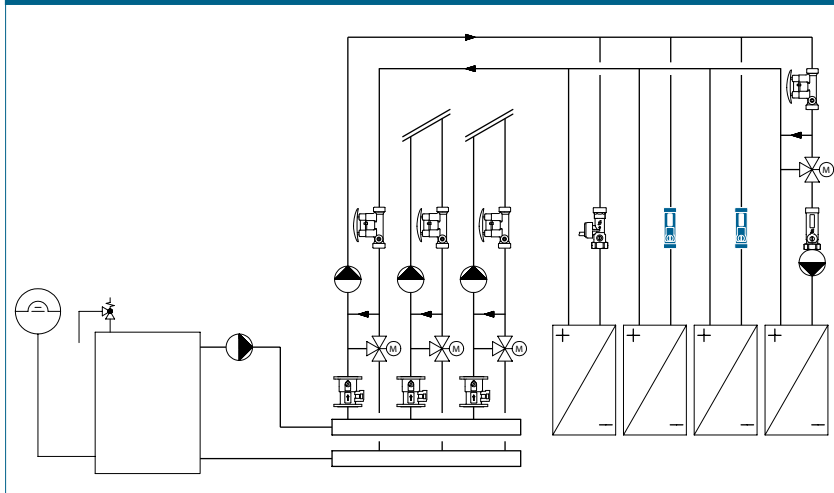
The reading position is the bottom line of the baffle float.

### BUILDING CATEGORIES

For pipe installations in drinking water, heating and cooling area:

- Apartment blocks, housing estates, multiple dwelling units
- Residential care facilities and hospitals
- Administration and service buildings
- Hotels and restaurants, industrial kitchens
- School buildings and sports facilities
- Commercial and industrial buildings
- Facilities with partial use, such as barracks, camping sites

### SYSTEM/BASIC DIAGRAM



# TACOSSETTER INLINE 100 | BALANCING VALVE

## SPECIFICATION TEXT

See [www.taconova.com](http://www.taconova.com)

## TECHNICAL DATA

### General

- Operating temperature  $T_{0\max}$ : 100 °C (for applications below 0 °C, contact Taconova)
- Operating pressure  $P_{0\max}$ : 10 bar
- Measuring accuracy:  $\pm 10\%$  of the indicated value
- $k_{vs}$  value and measurement range see «Type overview»
- Connections:
  - $\frac{3}{4}$ " euro cone acc. to EN 16313
  - $\frac{1}{2}$ " female thread acc. to EN 10226-1
  - 1" thread G (flat-sealing) acc. to ISO 228

### Material

- Housing: see «Type overview»
- Sight glass: heat- and impact resistant plastic
- Seals: EPDM

### Fluids

- Heating water (VDI 2035; SWKI BT 102-01; ÖNORM H 5195-1)
- Potable water (DIN 1988-200)
- Corrosion and antifreeze additives (glycol) up to 50% designed for heating systems (see document «Glycol correction curves»)

## SERVICE

- Clean only with water, avoid contact with chemicals

## APPROVALS / CERTIFICATES

- DVGW (Confirmation of hygiene conformity), ACS, PZH

## TYPE OVERVIEW

TacoSetter Inline 100 | Balancing valve made of brass with female thread

Order no.	DN	G × Rp	Measuring range	$k_{vs}$ (m³/h)
223.1202.000	15	$\frac{3}{4}$ " × $\frac{1}{2}$ "	0,3 – 1,5 (l/min)	0,25
223.1203.000	15	$\frac{3}{4}$ " × $\frac{1}{2}$ "	0,6 – 2,4 (l/min)	0,6
223.1204.000	15	$\frac{3}{4}$ " × $\frac{1}{2}$ "	1,0 – 3,5 (l/min)	1,35
223.1208.000	15	$\frac{3}{4}$ " × $\frac{1}{2}$ "	2,0 – 8,0 (l/min)	1,8
223.1209.000	15	$\frac{3}{4}$ " × $\frac{1}{2}$ "	3,0 – 12,0 (l/min)	1,85

TacoSetter Inline 100 | Balancing valve made of brass with male thread

Order no.	DN	G × G	Measuring range	$k_{vs}$ (m³/h)
223.1233.000	15	$\frac{3}{4}$ " × $\frac{3}{4}$ "	0,6 – 2,4 (l/min)	0,6
223.1234.000	15	$\frac{3}{4}$ " × $\frac{3}{4}$ "	1,0 – 3,5 (l/min)	1,35
223.1238.000	15	$\frac{3}{4}$ " × $\frac{3}{4}$ "	2,0 – 8,0 (l/min)	1,8
223.1239.000	15	$\frac{3}{4}$ " × $\frac{3}{4}$ "	3,0 – 12,0 (l/min)	1,85
223.1300.000	20	1" × 1"	4,0 – 15,0 (l/min)	5,0
223.1302.000	20	1" × 1"	8,0 – 30,0 (l/min)	5,0
223.1305.000	20	1" × 1"	10,0 – 40,0 (l/min)	5,0

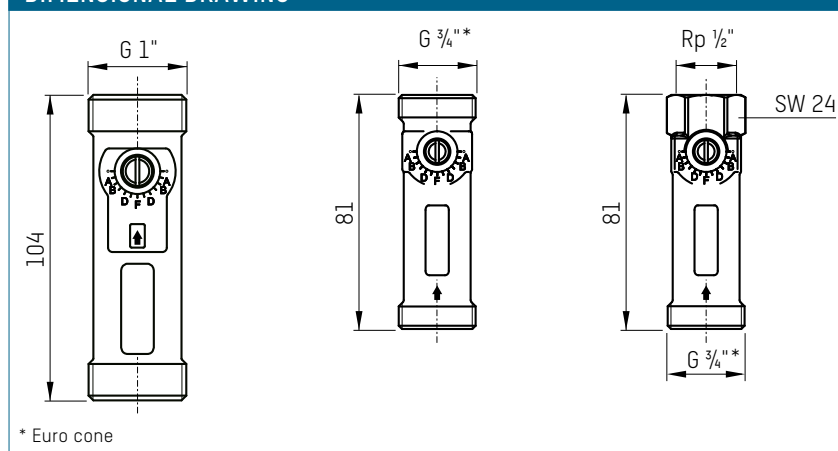
TacoSetter Inline 100 | Balancing valve made of dezincification-resistant (DZR) brass with female thread

Order no.	DN	G × Rp	Measuring range	$k_{vs}$ (m³/h)
223.1204.104	15	$\frac{3}{4}$ " × $\frac{1}{2}$ "	1,0 – 3,5 (l/min)	1,35
223.1208.104	15	$\frac{3}{4}$ " × $\frac{1}{2}$ "	2,0 – 8,0 (l/min)	1,8
223.1209.104	15	$\frac{3}{4}$ " × $\frac{1}{2}$ "	3,0 – 12,0 (l/min)	1,85

TacoSetter Inline 100 | Balancing valve made of dezincification-resistant (DZR) brass with male thread

Order no.	DN	G × G	Measuring range	$k_{vs}$ (m³/h)
223.1232.104	15	$\frac{3}{4}$ " × $\frac{3}{4}$ "	0,3 – 1,5 (l/min)	0,25
223.1233.104	15	$\frac{3}{4}$ " × $\frac{3}{4}$ "	0,6 – 2,4 (l/min)	0,6
223.1234.104	15	$\frac{3}{4}$ " × $\frac{3}{4}$ "	1,0 – 3,5 (l/min)	1,35
223.1238.104	15	$\frac{3}{4}$ " × $\frac{3}{4}$ "	2,0 – 8,0 (l/min)	1,8

## DIMENSIONAL DRAWING



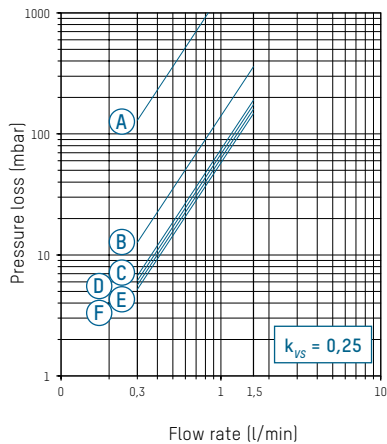
## GLYCOL CORRECTION CURVES

There is a separate diagram for TacoSetter up to DN25 and its flow ranges with nine correction curves for use of anti-frost and anti-corrosion agents. Corrections are not required for larger dimensions as the deviation lies within the measuring tolerance. See [www.taconova.com](http://www.taconova.com)

# TACOSSETTER INLINE 100 | BALANCING VALVE

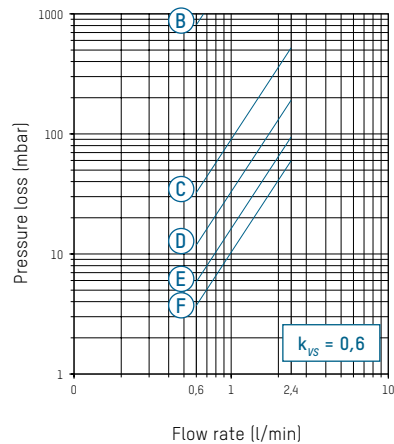
## PRESSURE LOSS DIAGRAMS

**223.1202.000** (DN 15 | 0,3...1,5 l/min)  
**223.1232.104** (DN 15 | 0,3...1,5 l/min)



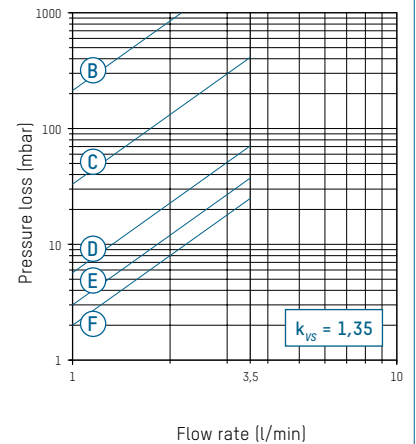
A – F Valve position

**223.1203.000** (DN 15 | 0,6...2,4 l/min)  
**223.1233.XXX** (DN 15 | 0,6...2,4 l/min)



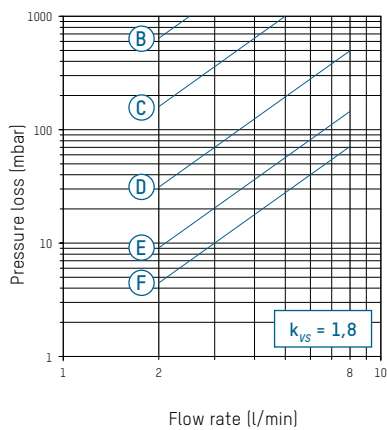
B – F Valve position

**223.1204.XXX** (DN 15 | 1,0...3,5 l/min)  
**223.1234.XXX** (DN 15 | 1,0...3,5 l/min)



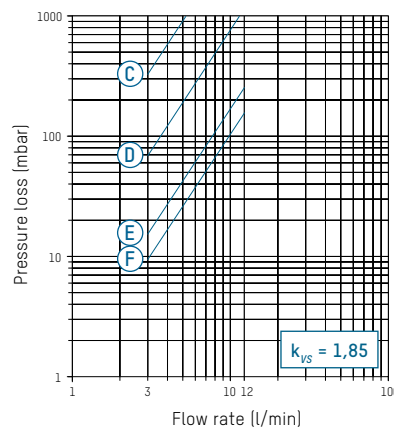
B – D Valve position

**223.1208.XXX** (DN 15 | 2...8 l/min)  
**223.1238.XXX** (DN 15 | 2...8 l/min)



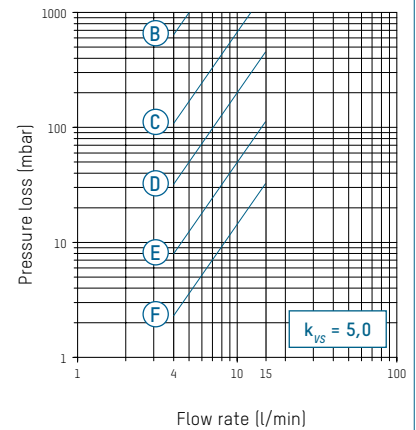
B – F Valve position

**223.1209.XXX** (DN 15 | 3...12 l/min)  
**223.1239.000** (DN 15 | 3...12 l/min)



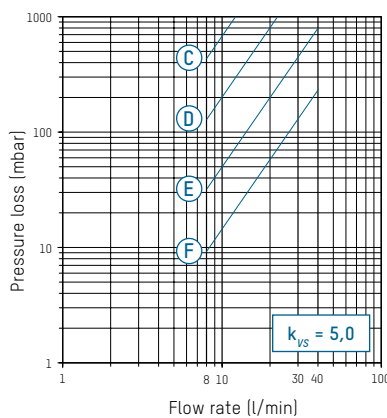
C – F Valve position

**223.1300.000** (DN 20 | 4...15 l/min)



C – F Valve position

**223.1302.000** (DN 20 | 8...30 l/min)  
**223.1305.000** (DN 20 | 10...40 l/min)



C – F Valve position

TACOSSETTER INLINE 100 | BALANCING VALVE

ACCESSORIES



SYSTEM SCREW CONNECTION FITS TO TACOSSETTER INLINE

Comprising a cap nut, clamp ring and support sleeve

Order no.	G × mm	Version for	Fits to
210.3325.000	¾" × 15	Copper pipe 15/1 Eurocone	DN 15



Screw connections with cap nut and insert

Order no.	G × R	Version for	Fits to
210.6221.000	¾" × ½"	½" thread, conically sealing, dezincification- resistant	DN 15
210.6631.000	1" × ½"	½" thread, flat-sealing	DN 20
210.6632.000	1" × ¾"	¾" thread, flat-sealing	DN 20
210.6633.000	1¼" × 1"	1" thread, flat-sealing	DN 20
210.6222.000	¾" × ½"	½" thread, self-sealing	DN 15

CONTACT AND FURTHER INFORMATION

TACONOVA.COM

Taconova Group AG | Neunbrunnenstrasse 40 | CH-8050 Zürich | T +41 44 735 55 55 | F +41 44 735 55 02 | group@taconova.com  
Taconova UK Limited | AMP Technology Centre | Brunel Way | Rotherham | S60 5WG | T +44 114 231 3700 | adminuk@taconova.com